

High performance trucks with low energy consumption

Tailored performance based on application with efficiency and Drive & Lift Plus models

Compact mast for best visibility

Safe sideways battery removal with SnapFit

Ergonomic and easily adjustable operators environment

Operator assistance systems to suit any application



EFG 535k/540k/540/ S40/545k/545/550/S50

Electric four-wheel counterbalance trucks (3,500/4,000/4,500/4,990/5,000 kg)

Our Series 5 electric four-wheel fork lift trucks with capacities from 2500 kg to 5000 kg offer the best prerequisites for the toughest indoor and outdoor applications as well as the use of a range of attachments. At the same time, our Pure Energy technology concept enables us to achieve the best possible energy and cost efficiency coupled with maximum performance.

Using the most advanced 3-phase AC technology in combination with the compact controller and the compact hydraulic unit has significantly reduced consumption – while simultaneously increasing throughput. This is verified by measurements as per the VDI cycle: At full throughput, our new Series 5 EFG consumes up to 20% less energy than a comparable competitor model.

A choice of configuration packages with variable travel/lift speeds from the Efficiency and Drive & Lift Plus modules will perform your transport and stacking operations with maximum energy efficiency.

The infinitely adjustable steering column and armrest allow for adjustment to suit all operator sizes. Individual adjustment of the controls is very easy thanks to the single-point adjustment via two adjustable axes.

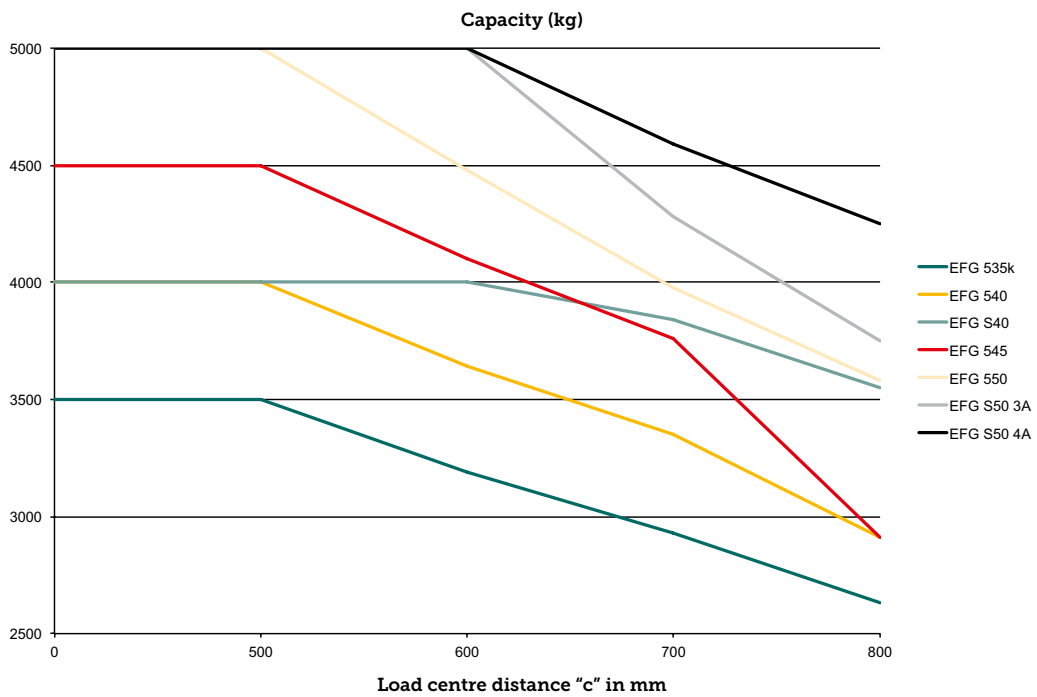
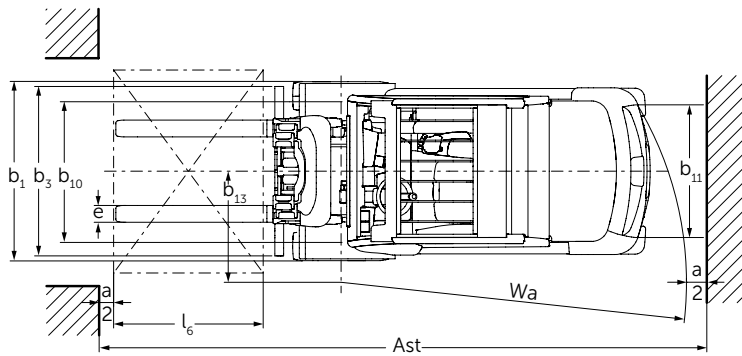
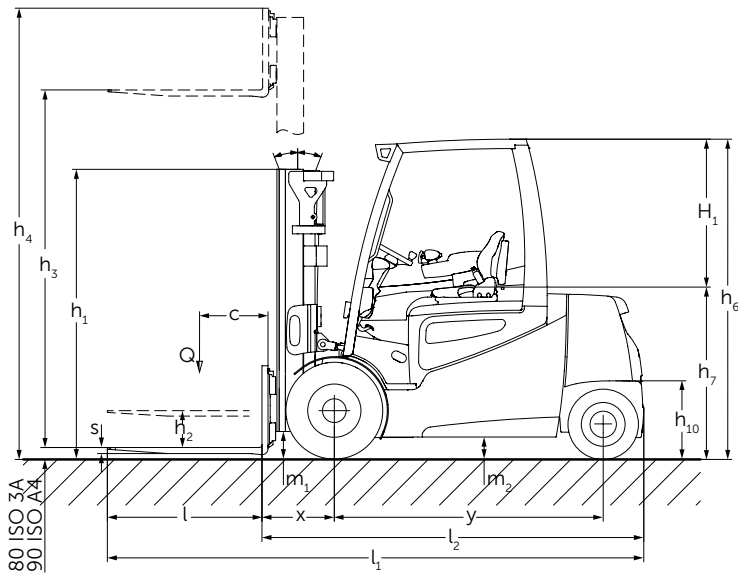
In addition, the new compact mast significantly extends the operator's field of vision, offering the best visibility available on the market. Important features contributing to the enhanced visibility include compact profile nesting and an optimised chain and hose guide as well as two viewing windows in the cross member.

The truck contour is closed on the operator's right side. This guarantees maximum rigidity and stability for the overall design and creates a number of storage options, e.g. for papers and a smartphone.

Thanks to mature concepts for demanding yet energy and cost-saving applications, the Series 5 EFG trucks continue to set benchmarks.

JUNGHEINRICH
Machines. Ideas. Solutions.

EFG 535k/540k/540/S40/545k/545/550/S50



EFG 535k/540k/540/545k/545/550/S40/S50

Standard mast designs EFG 535k/540k/540/S40/545k/545/550/S50																	
	Lift h_3 (mm)	Lowered mast height h_1 (mm)				Free lift h_2 (mm)				Extended mast height h_4 (mm)				Mast tilt forward / back α/β (°)			
		EFG 535k	EFG 540k / 540 / 545k / 545	EFG S40 / 550	EFG S50	EFG 535k	EFG 540k / 540 / 545k / 545	EFG S40 / 550	EFG S50	EFG 535k	EFG 540k / 540 / 545k / 545	EFG S40 / 550	EFG S50	EFG 535k	EFG 540k / 540 / 545k / 545	EFG S40 / 550	EFG S50
Duplex ZT	2846	-	-	-	2348	-	-	-	150	-	-	-	3819	-	-	-	6/8
	2900	2200	-	-	-	150	-	-	-	3689	-	-	-	6/8	-	-	-
	3000	-	2290	2290	-	-	150	150	-	-	3715	3858	-	-	6/8	6/8	-
	3030	-	-	-	2440	-	-	-	150	-	-	-	4003	-	-	-	6/8
	3100	2300	2348	2348	-	150	150	150	-	3889	3823	3958	-	6/8	6/8	6/8	-
	3300	2400	-	-	-	150	-	-	-	4089	-	-	-	6/8	-	-	-
	3430	-	-	-	2640	-	-	-	150	-	-	-	4403	-	-	-	6/8
	3500	2500	2548	2548	-	150	150	150	-	4289	4223	4358	-	6/8	6/8	6/8	-
	3700	2600	-	-	-	150	-	-	-	4489	-	-	-	6/8	-	-	-
	3740	-	-	-	2795	-	-	-	150	-	-	-	4713	-	-	-	6/8
	4000	2750	2795	2795	-	150	150	150	-	4789	4720	4858	-	6/8	6/8	6/8	-
	4230	-	-	-	3040	-	-	-	150	-	-	-	5203	-	-	-	6/8
	4300	2950	-	-	-	150	-	-	-	5089	-	-	-	6/8	-	-	-
	4500	3050	3040	3040	-	150	150	150	-	5289	5215	5358	-	6/8	6/8	6/8	-
	4730	-	-	-	3290	-	-	-	150	-	-	-	5703	-	-	-	6/8
	5000	-	3290	3290	-	-	150	150	-	-	5715	5858	-	-	6/8	6/8	-
	5230	-	-	-	3540	-	-	-	150	-	-	-	6203	-	-	-	6/5
	5500	-	3540	3540	-	-	150	150	-	-	6215	6358	-	-	6/5	6/5	-
	5730	-	-	-	3790	-	-	-	150	-	-	-	6703	-	-	-	6/5
	6000	-	3790	3790	-	-	150	150	-	-	6715	6858	-	-	6/5	6/5	-
Duplex ZZ	2932	-	-	-	2323	-	-	-	1300	-	-	-	3955	-	-	-	6/8
	3100	2265	-	-	-	1496	-	-	-	3669	-	-	-	6/8	-	-	-
	3132	-	-	-	2423	-	-	-	1400	-	-	-	4155	-	-	-	6/8
	3142	-	2323	2323	-	-	1565	1415	-	-	3900	4050	-	-	6/8	6/8	-
	3465	-	-	-	2590	-	-	-	1567	-	-	-	4488	-	-	-	6/8
	3500	2465	-	-	-	1696	-	-	-	4069	-	-	-	6/8	-	-	-
	3542	-	2523	2523	-	-	1765	1615	-	-	4300	4450	-	-	6/8	6/8	-
	3675	-	2590	2590	-	-	1832	1682	-	-	4433	4583	-	-	6/8	6/8	-
	3700	2565	-	-	-	1796	-	-	-	4269	-	-	-	6/8	-	-	-
	3825	-	-	-	2770	-	-	-	1747	-	-	-	4848	-	-	-	6/8
	4000	2715	-	-	-	1946	-	-	-	4469	-	-	-	6/8	-	-	-
	4035	-	2770	2770	-	-	2012	1862	-	-	4793	4943	-	-	6/8	6/8	-
	4885	-	-	-	3300	-	-	-	2277	-	-	-	5908	-	-	-	6/8
	5095	-	3300	3300	-	-	2542	2392	-	-	5853	6003	-	-	6/8	6/8	-
	5314	-	-	-	3515	-	-	-	2492	-	-	-	6337	-	-	-	6/5
	5524	-	3515	3515	-	-	2757	2607	-	-	6282	6432	-	-	6/5	6/5	-
Triplex DZ	4120	-	-	-	2223	-	-	-	1200	-	-	-	5143	-	-	-	6/8
	4150	-	2140	2140	-	-	1382	1232	-	-	4908	5058	-	-	6/8	6/8	-
	4400	2165	-	-	-	1396	-	-	-	5169	-	-	-	6/8	-	-	-
	4420	-	-	-	2323	-	-	-	1300	-	-	-	5443	-	-	-	6/8
	4700	2265	2323	-	-	1496	1565	-	-	5469	5458	-	-	6/8	6/8	-	-
	4850	-	2373	2373	-	-	1615	1465	-	-	5608	5758	-	-	6/5	6/5	-
	5000	2365	-	-	-	1596	-	-	-	5769	-	-	-	6/8	-	-	-
	5020	-	-	-	2523	-	-	-	1500	-	-	-	6043	-	-	-	6/5
	5220	-	-	-	2590	-	-	-	1567	-	-	-	6243	-	-	-	6/5
	5300	-	2523	2523	-	-	1765	1615	-	-	6058	6208	-	-	6/5	6/5	-
	5500	2565	2590	2590	-	1796	1832	1682	-	6269	6258	6408	-	6/5	6/5	6/5	-
	5750	-	-	-	2770	-	-	-	1747	-	-	-	6773	-	-	-	6/5
	6000	2765	2770	2770	-	1996	2012	1862	-	6769	6758	6908	-	6/5	6/5	6/5	-
	6280	-	-	-	2950	-	-	-	1927	-	-	-	7303	-	-	-	6/5
	6500	2965	2950	2950	-	2196	2170	2042	-	7269	7280	7408	-	6/5	6/3	6/3	-
	7000	3165	3120	3120	-	2396	2350	2212	-	7769	7770	7908	-	6/3	6/3	6/3	-
7320	-	-	-	3300	-	-	-	2277	-	-	-	8343	-	-	-	6/5	

Technical data in line with VDI 2198

			Jungheinrich					
			EFG 535k	EFG 540k	EFG 540	EFG 545k		
Identification	1.1	Manufacturer (abbreviation)	Jungheinrich					
	1.2	Model	EFG 535k	EFG 540k	EFG 540	EFG 545k		
	1.3	Drive	Electric					
	1.4	Manual, pedestrian, stand-on, seated, order picker operation	seat					
	1.5	Load capacity/rated load	Q	t	3.5	4	4	4.5
	1.6	Load centre distance	c	mm	500			
	1.8	Load distance	x	mm	519	532	532	532
	1.9	Wheelbase	y	mm	1,856	1,856	2,000	1,856
	Weights	2.1.1	Net weight incl. battery (see row 6.5)		kg	5,830	6,726	6,701
2.2		Axle load with load front/rear		kg	8,310 / 1,020	9,730 / 996	9,726 / 975	10,608 / 1,078
2.3		Axle load without load front/rear		kg	2,960 / 2,870	3,553 / 3,173	3,706 / 2,995	3,659 / 3,527
Wheels / frame	3.1	Tyres	SE					
	3.2	Tyre size, front		mm	250-15	250-15	250-15	28 x 12, 5-15
	3.3	Tyre size, rear		mm	21 x 8-9			
	3.5	Wheels, number front/rear (x = driven wheels)			2x/2			
	3.6	Tread width, front	b ₁₀	mm	1,115	1,115	1,115	1,155
	3.7	Tread width, rear	b ₁₁	mm	950			
	Basic dimensions	4.1	Tilt of mast/fork carriage forward/backward	α/β	°	6/8		
4.2		Mast height (lowered)	h ₁	mm	2,300	2,290	2,290	2,290
4.3		Free lift	h ₂	mm	150			
4.4		Lift	h ₃	mm	3,100	3,000	3,000	3,000
4.5		Extended mast height	h ₄	mm	3,889	3,715	3,715	3,715
4.7		Height of overhead guard	h ₆	mm	2,365	2,365	2,365	2,350
4.8		Seat height/stand height	h ₇	mm	1,313	1,313	1,313	1,303
4.12		Coupling height	h ₁₀	mm	396			
4.12.1		2nd coupling height		mm	566			
4.19		Overall length	l ₁	mm	3,827	3,818	3,962	3,818
4.20		Length to face of forks	l ₂	mm	2,677	2,668	2,812	2,668
4.21		Overall width	b ₁ /b ₂	mm	1,340	1,340	1,340	1,450
4.22		Fork dimensions	s/e/l	mm	45 / 125 / 1,150	50 / 125 / 1,150	50 / 125 / 1,150	50 / 150 / 1,150
4.23		Fork carriage ISO 2328, class/type A, B			3A			
4.24		Fork carriage width	b ₃	mm	1,120	1,260	1,260	1,260
4.31		Floor clearance with load under mast	m ₁	mm	143	179	179	166
4.32		Ground clearance, centre of wheelbase	m ₂	mm	150			
4.33	Aisle width for pallets 1000 x 1200 sideways	Ast	mm	4,020	4,092	4,222	4,092	
4.34	Aisle width for pallets 800 x 1200 lengthways	Ast	mm	4,220	4,292	4,422	4,292	
4.35	Turning radius	W _a	mm	2,284	2,360	2,490	2,360	
4.36	Smallest pivot point distance	b ₁₃	mm	660	660	721	660	
Performance data	5.1	Travel speed, laden/unladen		km/h	17 / 18 ²⁾	15 / 17 ²⁾	15 / 17 ²⁾	15 / 17 ²⁾
	5.2	Lift speed, laden/unladen		m/s	0.43 / 0.55 ²⁾	0.35 / 0.5 ²⁾	0.35 / 0.5 ²⁾	0.33 / 0.45 ²⁾
	5.3	Lowering speed, laden/unladen		m/s	0.56 / 0.56 ²⁾	0.55 / 0.5 ²⁾	0.55 / 0.5 ²⁾	0.55 / 0.5 ²⁾
	5.5	Drawbar pull w. / w.o. load		N	5,300 / 5,800 ²⁾	5,100 / 5,600 ²⁾	5,100 / 5,600 ²⁾	4,900 / 5,500 ²⁾
	5.6	Max. drawbar pull, laden/unladen		N	14,700 / 15,000 ²⁾	14,600 / 14,900 ²⁾	14,600 / 14,900 ²⁾	14,500 / 14,800 ²⁾
	5.7	Gradeability laden/unladen		%	11.5 / 19 ²⁾	10.8 / 17.7 ²⁾	10.8 / 17.7 ²⁾	9.4 / 15.8 ²⁾
	5.8	Max. gradeability, laden/unladen		%	17 / 27.8 ²⁾	15.4 / 26.1 ²⁾	15.4 / 26.1 ²⁾	13.7 / 23.9 ²⁾
	5.9.1	Acceleration time w / w.o. load (to 10 m)		S	4.9 / 4.3 ²⁾	5 / 4.4 ²⁾	5 / 4.4 ²⁾	5.5 / 4.8 ²⁾
	5.10	Service brake			mechanical			
	Electrics	6.1	Drive motor, output S2 60 min.		kW	18.0 ²⁾		
6.2		Lift motor, output at S3 15%		kW	24.0 ²⁾			
6.3		Battery as per DIN 43531 / 35/36 A, B, C, no			A 43536			
6.4		Battery voltage/nominal capacity K5		V/Ah	80 / 775	80 / 775	80 / 930	80 / 775
6.5		Battery weight		kg	1,863	1,863	2,178	1,863
		Battery dimensions L/W/H		mm	1,028 / 855 / 784	1,028 / 855 / 784	1,028 / 999 / 784	1,028 / 855 / 784
6.6		Energy consumption according to VDI cycle		kWh/h	9.6 ¹⁾²⁾	10.5 ¹⁾³⁾	10.5 ¹⁾³⁾	11.1 ¹⁾³⁾
6.7		Throughput		t/h	238 ²⁾	260 ²⁾	260 ²⁾	288 ²⁾
6.8	Energy consumption at max. throughput		kWh/h	8.5 ³⁾	8.5 ³⁾	8.5 ³⁾	8.9 ³⁾	
Misc.	8.1	Type of drive control			Impuls/AC			
	8.2	Working pressure for attachments		bar	200			
	8.3	Oil flow for attachments		l/min	30			
	8.4	Sound pressure level at operator's ear as per EN 12053		dB (A)	69			
	8.5	Trailer coupling, model/type DIN			DIN 15170 H			

¹⁾ 60 VDI working cycles / h

²⁾ With Drive & Lift Plus options package

³⁾ With Efficiency options package

In accordance with VDI Guideline 2198 this specification sheet provides details of the standard truck only. Non-standard tyres, different masts, optional equipment, etc. may result in different values.

Technical data in line with VDI 2198

Identification	1.1	Manufacturer (abbreviation)	Jungheinrich						
			EFG 545	EFG 550	EFG S40	EFG S50			
Identification	1.2	Model	Electric						
	1.3	Drive	seat						
	1.4	Manual, pedestrian, stand-on, seated, order picker operation							
	1.5	Load capacity/rated load	Q	t	4.5	4.99	4	5	
	1.6	Load centre distance	c	mm	500	500	600	600	
	1.8	Load distance	x	mm	532	532	532	547	
	1.9	Wheelbase	y	mm	2,000	2,000	2,080	2,080	
	Weights	2.1.1	Net weight incl. battery (see row 6.5)		kg	7,161	7,549	7,176	8,036
		2.2	Axle load with load front/rear		kg	10,549 / 1,112	11,282 / 1,257	10,025 / 1,151	11,677 / 1,359
2.3		Axle load without load front/rear		kg	3,777 / 3,385	3,772 / 3,777	3,891 / 3,285	3,932 / 4,104	
Wheels / frame	3.1	Tyres	SE						
	3.2	Tyre size, front		mm	28 x 12, 5-15	28 x 12, 5-15	28x12,5-15	28 x 12, 5-15	
	3.3	Tyre size, rear		mm	21 x 8-9	21 x 8-9	23x10-12	23x10-12	
	3.5	Wheels, number front/rear (x = driven wheels)			2x/2				
	3.6	Tread width, front	b ₁₀	mm	1,155				
	3.7	Tread width, rear	b ₁₁	mm	950	950	1,200	1,200	
	Basic dimensions	4.1	Tilt of mast/fork carriage forward/backward	α/β	°	6/8			
4.2		Mast height (lowered)	h ₁	mm	2,290	2,290	2,290	2,440	
4.3		Free lift	h ₂	mm	150				
4.4		Lift	h ₃	mm	3,000	3,000	3,000	3,030	
4.5		Extended mast height	h ₄	mm	3,715	3,858	3,858	4,003	
4.7		Height of overhead guard	h ₆	mm	2,350				
4.8		Seat height/stand height	h ₇	mm	1,303				
4.12		Coupling height	h ₁₀	mm	396				
4.12.1		2nd coupling height		mm	566				
4.19		Overall length	l ₁	mm	3,962	3,962	4,102	4,102	
4.20		Length to face of forks	l ₂	mm	2,812	2,812	2,952	2,952	
4.21		Overall width	b ₁ /b ₂	mm	1,450				
4.22		Fork dimensions	s/e/l	mm	50 / 150 / 1,150	50 / 150 / 1,150	50 / 150 / 1,150	60 / 150 / 1,150	
4.23		Fork carriage ISO 2328, class/type A, B			3A	3A	3A	4A	
4.24		Fork carriage width	b ₃	mm	1,260				
4.31		Floor clearance with load under mast	m ₁	mm	166				
4.32		Ground clearance, centre of wheelbase	m ₂	mm	150				
4.33		Aisle width for pallets 1000 x 1200 sideways	Ast	mm	4,222	4,222	4,412	4,427	
4.34		Aisle width for pallets 800 x 1200 lengthways	Ast	mm	4,422	4,422	4,612	4,627	
4.35	Turning radius	W _a	mm	2,490	2,490	2,680	2,680		
4.36	Smallest pivot point distance	b ₁₃	mm	721	721	673	673		
Performance data	5.1	Travel speed, laden/unladen		km/h	15 / 17 ²⁾				
	5.2	Lift speed, laden/unladen		m/s	0.33 / 0.45 ²⁾	0.33 / 0.45 ²⁾	0.33 / 0.45 ²⁾	0.31 / 0.45 ²⁾	
	5.3	Lowering speed, laden/unladen		m/s	0.55 / 0.5 ²⁾				
	5.5	Drawbar pull w. / w.o. load		N	4,900 / 5,500 ²⁾	4,800 / 5,400 ²⁾	4,900 / 5,500 ²⁾	4,700 / 5,300 ²⁾	
	5.6	Max. drawbar pull, laden/unladen		N	14,500 / 14,800 ²⁾	14,400 / 14,700 ²⁾	14,500 / 14,800 ²⁾	14,400 / 14,700 ²⁾	
	5.7	Gradeability laden/unladen		%	9.4 / 15.8 ²⁾	8.8 / 15.8 ²⁾	9.4 / 15.8 ²⁾	8.4 / 15 ²⁾	
	5.8	Max. gradeability, laden/unladen		%	13.7 / 23.9 ²⁾	13.2 / 23.4 ²⁾	13.7 / 23.4 ²⁾	12.5 / 22.2 ²⁾	
	5.9.1	Acceleration time w / w.o. load (to 10 m)		S	5.5 / 4.8 ²⁾	5.8 / 5.2 ²⁾	5.5 / 4.8 ²⁾	6.1 / 5.5 ²⁾	
	5.10	Service brake			mechanical	mechanical	mechanical	electric/mechanical	
	Electrics	6.1	Drive motor, output S2 60 min.		kW	18.0 ²⁾			
6.2		Lift motor, output at S3 15%		kW	24.0 ²⁾				
6.3		Battery as per DIN 43531 / 35/36 A, B, C, no			A 43536				
6.4		Battery voltage/nominal capacity K5		V/Ah	80 / 930				
6.5		Battery weight		kg	2,178				
		Battery dimensions L/W/H		mm	1,028 / 999 / 784				
6.6		Energy consumption according to VDI cycle		kWh/h	11.1 ¹⁾³⁾	11.4 ¹⁾³⁾	11.1 ¹⁾³⁾	12 ¹⁾³⁾	
6.7		Throughput		t/h	288 ²⁾	315 ²⁾	260 ²⁾	315 ²⁾	
6.8	Energy consumption at max. throughput		kWh/h	8.9 ³⁾	9.3 ³⁾	9.3 ³⁾	9.3 ³⁾		
Misc.	8.1	Type of drive control			Impuls/AC				
	8.2	Working pressure for attachments		bar	200				
	8.3	Oil flow for attachments		l/min	30				
	8.4	Sound pressure level at operator's ear as per EN 12053		dB (A)	69				
	8.5	Trailer coupling, model/type DIN			DIN 15170 H				

¹⁾ 60 VDI working cycles / h

²⁾ With Drive & Lift Plus options package

³⁾ With Efficiency options package

EFG 535k/540k/540/545k/545/550/S40/S50



Benefit from the advantages



Sideways battery removal



duoPILOT



soloPILOT



multiPILOT

Pure Energy

Our Pure Energy technology concept enables you to achieve the best possible energy efficiency coupled with maximum throughput:

- Most advanced 3-phase AC technology.
- Compact controller.
- Compact hydraulic unit.
- Needs-oriented control of the hydraulics / motors.

Options packages

The right truck for every customer application thanks to individually selectable packages:

- Efficiency package with Jungheinrich Curve Control.
- Drive & Lift Plus package with greater travel/lift speeds.

Parameter steering

Electric steering with dynamic response dependent on the travel program selected:

- Minimising of unwanted steering movements.
- Slim steering column creates more legroom.
- Improved energy efficiency.
- Optimised throughput.

Sideways battery exchange

- Universal battery exchange system for all 48 V and 80 V trucks.

- Simple, rapid and reliable exchange system.

Individually adjustable operating concept

- A choice of five parameterised travel programmes.
- Stepless single-point adjustment of the armrest and steering column in two axes.
- A choice of three different operating controls.
- Adjustable lever and controls.
- Single or double pedal operation.

Operator-oriented workplace

The ergonomics of the operator's workstation guarantee relaxed, fatigue-free work:

- Low, highlighted entry step with level foot-well.
- Slim steering column for maximum knee and legroom.
- High-resolution, contrast-rich full-colour TFT display with self-explanatory symbols.
- Compact nested profile package with outstanding visibility.
- Unobstructed view thanks to special overhead guard design, optimised chain and hose configuration.
- Operator-oriented storage concept for intuitive operation.
- Large, adjustable armrest with different upholstery fabrics and spacious storage compartment.

- USB port for external power supply (optional).
- Limited vibration as the cab is not directly connected to the frame.

Security

High drive dynamics and performance levels also require a high level of safety:

- Reduction in speed when cornering thanks to Jungheinrich Curve Control.
- No uncontrolled roll-back on ramps or inclines due to automatic parking brake (optional).
- Excellent stability due to extremely low centre of gravity and high pivot steer axle.

A range of optional operator assistance systems (optional) provides additional safety for the operator, truck and load:

- Access Control: The access control system unlocks the truck only after a sequence of safety checks:
 1. Valid access code.
 2. Closed seat switch.
 3. Seatbelt is secured.
- Drive Control: The speed control which automatically reduces the speed of travel when cornering and from a defined lift height.
- Lift Control: The lift speed control which, in addition to the travel speed reduction, also automatically reduces the tilt speed of the mast from a defined lift height. The tilt angle is shown on a separate display.

Jungheinrich Aktiengesellschaft

Friedrich-Ebert-Damm 129
D-22047 Hamburg
Telephone +49 40 6948-0
Telefax +49 40 6948-1777

info@jungheinrich.com
www.jungheinrich.com

The German production facilities in Norderstedt, Moosburg and Landsberg are certified. **ISO 9001**
ISO 14001

Jungheinrich fork lift trucks meet European safety requirements.



JUNGHEINRICH
Machines. Ideas. Solutions.